

PRX715XLF

15" SELF-POWERED EXTENDED LOW FREQUENCY SUBWOOFER SYSTEM

COMPACT, ULTRA-LIGHTWEIGHT SYSTEMS... PERFORMANCE YOU CAN TRUST

The PRX715XLF is the next step in the highly successful PRX Series and introduces the first use of JBL's patented Differential Drive[®] Technology with ferrite drivers. Differential Drive Technology incorporates lower mass in the ferrite magnet for reduced weight while maximizing power amp efficiency for greater heat dissipation and increased power handling. Powering the PRX715XLF is a 1500 Watt high performance, exceptionally low distortion amplification system engineered to deliver clean power with maximum headroom to efficiently deliver rich, deep bass response even at very high sound power levels. Compact, ultra-lightweight, the PRX715XLF uses JBL's tour tested technology throughout so you can trust it to deliver a lifetime of reliable performance.

+ **1500 WATT**
HIGH-PERFORMANCE
POWERED SPEAKER SYSTEM

+ **56 LB / 25.4 KG**
FOR EASY PORTABILITY

+ **37 Hz / 113 Hz**
EXTENDED FREQUENCY RANGE

KEY FEATURES

HIGH PERFORMANCE LOW FREQUENCY DRIVERS

JBL's Tour Tested Differential Drive[™] technology provides better heat dissipation, lower power compression and higher dynamic range versus conventional single-coil designs resulting in better sound quality and higher SPL. In addition, PRX700 woofers use magnetically saturated pole-pieces and an aluminum shorting ring which significantly reduces nonlinear distortion.





AMPLIFICATION

Highly efficient Class-D amplification drives Maximum Sound Pressure Levels are the best indication of the performance of a powered speaker and all PRX700 Series excel in this critical specification. JBL's ability to maximize the speaker and amplifier performance guarantees ample power, accurate dynamics and sonic purity.



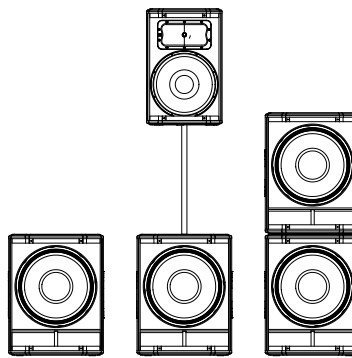

ROAD TOUGH CONSTRUCTION

Built from a combination of 25 mm (on the top and bottom for added rigidity) and 18 mm, strong, light-weight poplar plywood made structurally sound with tongue and groove joints. JBL's tour proven DuraFlex[™] finish, grilles from dent-resistant 16 gauge steel, and light-weight glass-filled nylon handles ensure strength and durability. A seriously rugged package that will withstand the brutality of constant road use.



Hear the truth.





Floor Standing Pole Mount Stacking



POLARITY

Normal or reverse polarity can be switched for matching to varied sub/satellite system configurations.

CONFIGURATIONS

The PRX700 Series is a platform technology with a range of models that integrate seamlessly for multiple system options that excel in challenging audio environments and loud volumes. Compact and powerful, the PRX715XLF offers exceptional sub/sat performance for its weight and size.

- Pole receptacle accepts a SS4-BK or SS4-BK24 on the top panel
- Integrated stereo pass-thru, with selectable HP filter, and polarity reverse
- Augment full range setups for live performance or DJ
- Multiple cabinets for a scalable, highly professional sound reinforcement system
- Suspend any of the top cabinets for use in commercial installations or Houses of Worship

INPUT PANEL

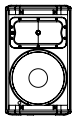
An integrated limiter circuit on the inputs guarantees signal integrity. System performance is optimized through the use of sophisticated Digital Signal Processing for EQ, crossover, amplifier control, and protection.

- DSP Input limiter circuit, crossover, dynamic limiting, component optimization, selectable system EQ
- 2 x XLR-1/4" combination inputs, with 2 x XLR loop-thru

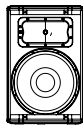
SPECIFICATION

PRX700

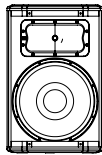
S E R I E S



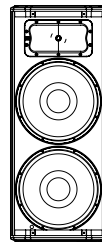
PRX710



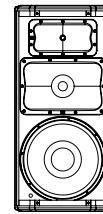
PRX712



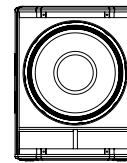
PRX715



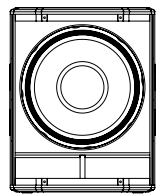
PRX725



PRX735



PRX715XLF



PRX718XLF

	PRX710	PRX712	PRX715	PRX725	PRX735	PRX715XLF	PRX718XLF
System Type:	Self powered 10", two-way, bass-reflex	Self powered 12", two-way, bass-reflex	Self powered 15", two-way, bass-reflex	Self powered 15", two-way, bass-reflex	Self powered 15", three-way, bass-reflex	Self powered 15", bass-reflex	Self powered 18", bass-reflex
Max SPL Output:	133 dB	135 dB	136 dB	139 dB	136 dB	131 dB	134 dB
Freq. Range (-10 dB):	50 Hz - 19.6 kHz	44.8 Hz - 19.6 kHz	42.9 Hz - 19.5 kHz	42 Hz - 18.5 kHz	35 Hz - 20 kHz	37 Hz - 113 Hz	30 Hz - 103 Hz
Freq. Response (±3 dB):	63.5 Hz - 18.5 kHz	55.7 Hz - 18.2 kHz	58.1 Hz - 17.2 kHz	49 Hz - 17 kHz	42 Hz - 20 kHz	44 Hz - 91 Hz	35 Hz - 87 Hz
Coverage Pattern:	100° x 60° nominal	90° x 50° nominal	90° x 50° nominal	90° x 50° nominal	90° x 50° nominal	-	-
Amplifier Design:	Class D	Class D	Class D	Class D	Class D	Class D	Class D
Power Rating:	1500 W (2 x 750)	1500 W (2 x 750)	1500 W (2 x 750)	1500 W (2 x 750)	1500 W (2 x 750)	1500 W	1500 W
Dimensions (mm):	498.7 x 335.6 x 322.3	612.4 x 384.6 x 341.4	714.4 x 445. x 358.7	1070.4 x 445 x 538	952.5 x 445 x 538	547.1 x 445 x 580	690.4 x 523.2 x 723.9
(H x W x D) (in):	19.63 x 13.21 x 12.69	24.11x 15.14 x 13.44	28.13 x 17.52 x 14.12	42.14 x 17.52 x 21.18	37.5 x 17.52 x 21.18	21.54 x 17.52 x 22.48	27.18 x 20.6 x 28.5
Net Weight:	16.4 kg (36 lb)	19.4 kg (42.5 lb)	21.6 kg (47.5 lb)	37.19 kg (82 lb)	34.9 kg (77 lb)	25.4 kg (56 lb)	36.8 kg (81 lb)